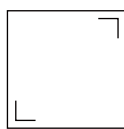
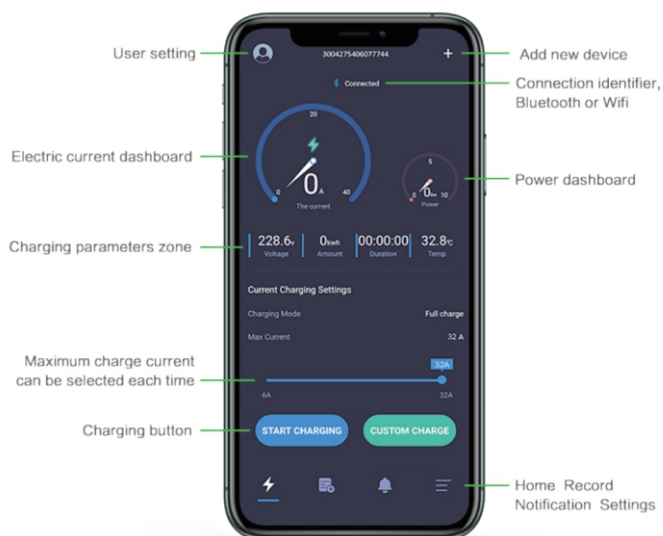


BESEN

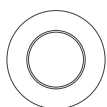
EV WALLBOX



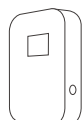
LCD



LED Flash



Button Switch



PC-ABS Material

- **Mode C: Charging Station with a 6 meter Type2 cable and APP for Wifi/bluetooth**

Model: BS20-BC-3.6KW (16A 1phase)
 BS20-BC-7.2KW (32A 1phase)
 BS20-BC-11KW (16A 3phase)
 BS20-BC-22KW (32A 3phase)

This wallbox comes with a colorful LCD display that allows users to clearly see the current charging status including charging time, voltage, current internal temperature and etc.

It can automatically fix non-hardware faults that occur during charging. Faults that require manual repair will be displayed on the LCD screen. The housing is sturdy and has an IP66 rating.

Input & Output

Input voltage/Output voltage	AC 230V/400V
Input frequency	47~63Hz
Max. output power	7.6KW(1 Phase)/22KW(3 Phase)
Max. output current	32A
Charging interface type	IEC 62196-2, SAE J1772

Protection

Over voltage protection	✓
Under voltage protection	✓
Over load protection	✓
Short circuit protection	✓
Earth leakage protection	✓
Over-temp protection	✓
Lightning protection	✓

Function and Accessory

Ethernet/WIFI/4G/Bluetooth	Optional
LCD	3.5-inch color display
RCD	Type A / type A+6mA DC
LED Indicator light	✓
Intelligent power adjustment	✓
RFID	Optional

Working environment

Protection degree	IP66
Environment temperature	-40¥ ~ +75¥
Relative humidity	0-95% non-condensing
Maximum altitude	<2000m
Cooling	Natural air cooling
Standby power consumption	<8W

Mechanical

Dimension (W/H/D)	295/195/65mm
Weight	6KG~8KG

Mounting Accessories

Wall-mounting bracket	✓
Ground-mounting pole	Optional

Certificate

Certificate	
-------------	--